

ARTICULIGHT

15-06 Morlot Avenue, Fair Lawn, NJ 07410 USA Tel: (201) 796-2690 Fax: (201) 796-8818

info@articulight.com

articulight@aol.com

www.articulight.com

INTELLIGENT LIGHTING

PS Range



There are six models in the PS Range, all featuring elegantly designed extruded aluminum housings, making them lightweight and easy to install. All units use a multifaceted dichroic coated reflector that keeps the beam cool enough for gel filters to be used and ensures maximum light output and a very uniform light distribution. Four beam shaper blades are fitted to each unit and the beam may be further modified by moving the focus to change from a hard edged projection to a general wash effect. Changing the beam angles is as simple as changing the front lens. Note, these projectors are designed for, and should only be used with the GKV 600W lamp.

TECHNICAL DATA

VOLTAGES:

230V AC, 50Hz or 60Hz

POWER CONSUMPTION:

600W@220V

LAMP:

GKV 600W 230V Halogen Single ended

Color Temperature: 3200°K

Socket: G9.5

Manufacturers Rated Lamp Life: 250 Hours

BEAM ANGLES:

5° PS PR-3051

10° PS PR-3052

19° PS PR-3053

26° PS PR-3054

36° PS PR-3055

50° PS PR-3056

HOUSING:

Aluminum with epoxy paint finish (IP20)

NET WEIGHT:

5° PS PR-3051, Body: 5.2Kg. Lens Tube 2.1Kg.
10° PS PR-3052, Body: 5.2Kg. Lens Tube 1.6Kg.
19° PS PR-3053, 7.2Kg.
26° PS PR-3054, 7.2Kg.
36° PS PR-3055, 7.2Kg.
50° PS PR-3056, 7.2Kg.

DIMENSIONS:

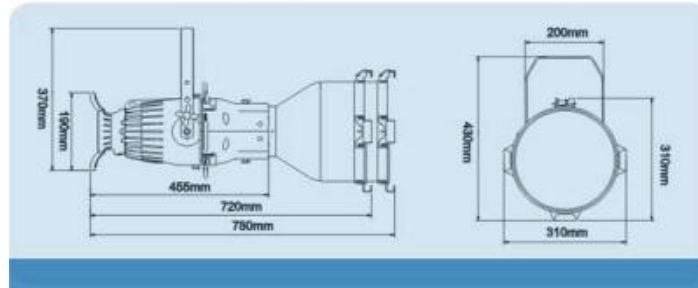
See drawings

PACKED DIMENSIONS & WEIGHTS:

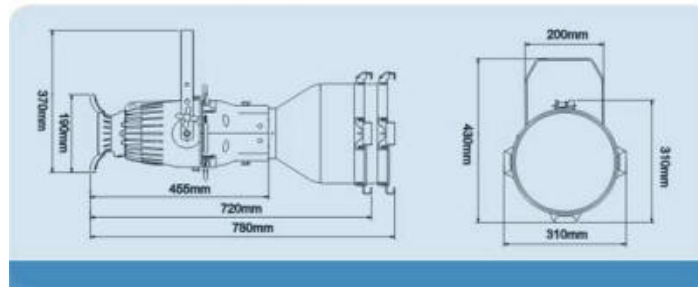
5° PS, PR-3051, Gross Weight: Body 7Kg. 540mmx350mmx370mm
Lens Tube 5.4kg 760mmx460mmx360mm
10° PS, PR-3052, Gross Weight: Body 7Kg. 540mmx340mmx360mm
Lens Tube 4kg 540mmx410mmx410mm
19° PS, PR-3053, Gross Weight: 9Kg. 370mmx340mmx650mm
26° PS, PR-3054, Gross Weight: 9.2Kg. 640mmx350mmx360mm
36° PS, PR-3055, Gross Weight: 9.6Kg. 650mmx370mmx370mm
50° PS, PR-3056, Gross Weight: 15.2Kg. 650mmx370mmx340mm

LIGHT OUTPUT CHARTS

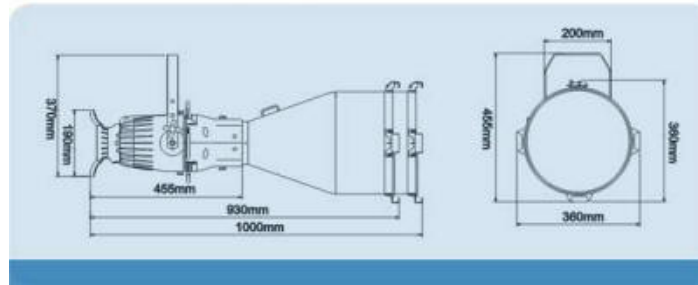
Dimensions (5°)



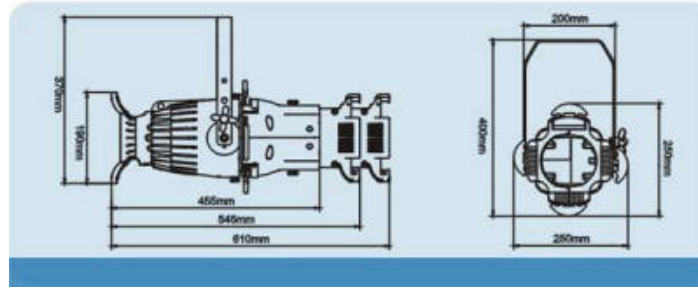
Dimensions (5°)



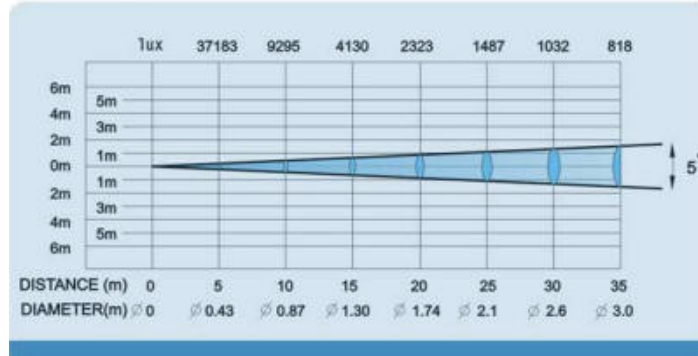
Dimensions (10°)



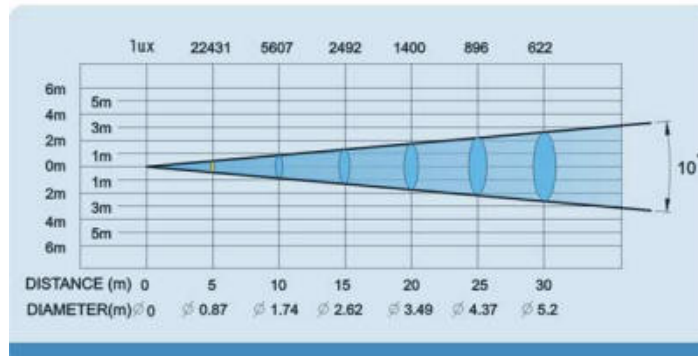
Dimensions (19°,26°,36°,50°)



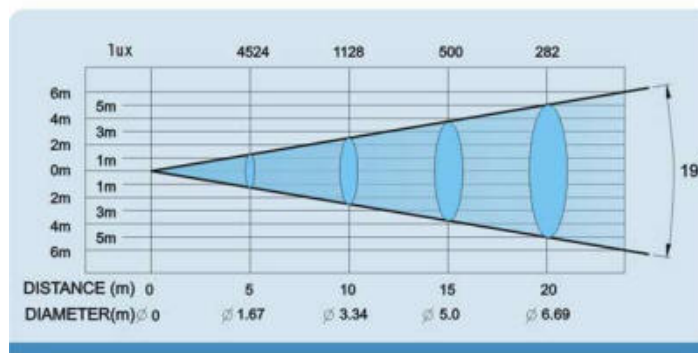
5°(PR-3051)



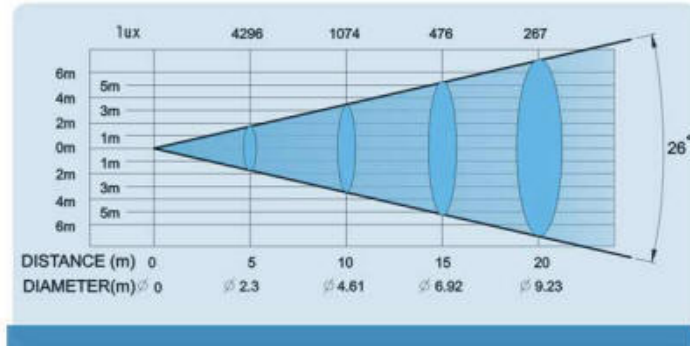
10°(PR-3052)



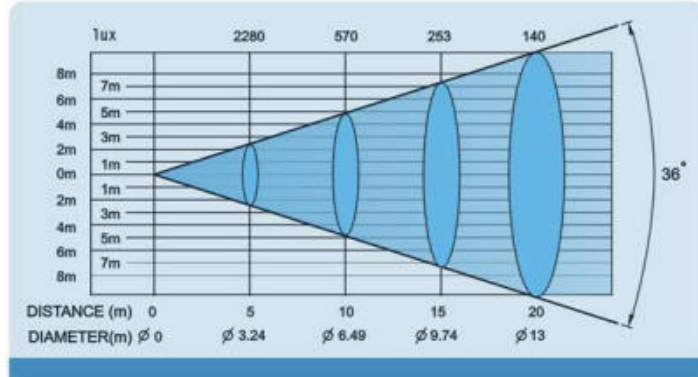
19°(PR-3053)



26°(PR-3054)



36°(PR-3055)



DUE TO CONTINUOUS IMPROVEMENTS, SPECIFICATIONS MAY CHANGE WITHOUT PRIOR NOTICE.